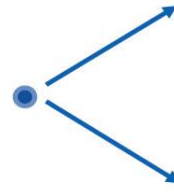


## Fuel Stations & Fuel Points Explained

### Harlequin Fuel Points



**Optional Extras**



10 Micron Particulate Filter

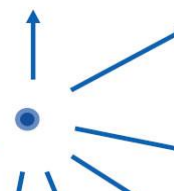


Flow meter

### Harlequin Fuel Stations



**Includes**



10 Micron Water & Particulate filter



LED Bulkhead light




56 Ltrs p/m or 72 Ltrs p/m Pump



Electronic Gauge 1300Ltrs—3500trs



Flow meter 1300Ltrs-3500Ltrs



Electronic Gauge 5000Ltrs—10000Ltrs

Easy-fit Electrics

240V as Standard  
\*Available in 12V, 24V or 110V at an additional cost